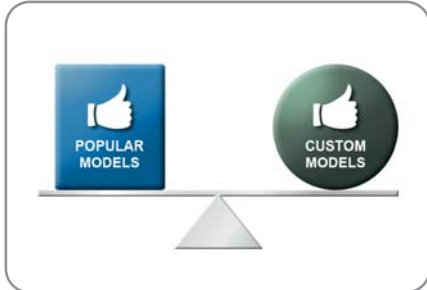


## 1-Phase 63A Basic PDU 230V

InfraPower 1-Phase 63A Basic PDU is perfectly ideal for mission critical data centers with high power rating demands from high density server and networking applications. The series is specifically designed to satisfy customers who have no clue to max out their data center's power usage in a cost efficient and reliable way.



### >>> Wide Range / Custom Configuration



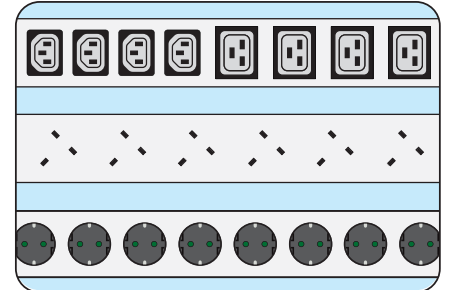
In addition to supplying cost-effective standard PDU models with a great delivery schedule, competitive custom PDU configurations for specific user requirements are also available on short lead-times.

### >>> 63A PDUs



In part due to the popularity of ultra-thin blade servers, sometimes a tremendous amount of computing power is required for equipment mounted in a single rack. 63A Basic PDUs are designed for such high power usage requirements.

### >>> Multiple Outlet Configuration



IEC and UK / Schuko / FR outlets can be configured in a single PDU in order to increase the compatibility to different power cords of the rack mount equipment.

### >>> Colored PDU Chassis & Cords



Colored PDU casings and cords provide a simple way to enhance cable management and visualisation of power sources. It allows differentiation of power feeds (A & B) if required. Colors available include: black, grey white, red & blue.

### >>> Hydraulic MCB



MCB provides overload switch and protected load segments for increased reliability. Our MCB is a kind of hydraulic magnetic breaker which is bundled by the 63A PDUs.

### >>> Surge Protector / EMI Filter



Additional protective options are provided for specific requirements : Surge protector grounds unwanted voltages above safe threshold ; EMI Filter suppresses conducted interference on a signal / power line.

## PDU Configurations



**Vertical IEC** 1 inch = 25.4 mm

| Outlet |     | Length |
|--------|-----|--------|
| C13    | C19 | mm     |
| 32     |     | 1650   |
| 28     |     | 1650   |
| 24     |     | 1425   |
| 16     |     | 1200   |
|        | 24  | 1650   |
|        | 20  | 1425   |
|        | 16  | 1200   |
| 24     | 8   | 1650   |
| 24     | 4   | 1650   |
| 20     | 8   | 1650   |
| 20     | 4   | 1425   |
| 16     | 8   | 1425   |
| 16     | 4   | 1200   |
| 12     | 8   | 1425   |
| 12     | 4   | 1200   |

**UK / Schuko**


| Outlet |     | Length |
|--------|-----|--------|
| UK     | SCH | mm     |
| 20     |     | 1650   |
| 16     |     | 1425   |
|        | 24  | 1650   |
|        | 20  | 1425   |
|        | 16  | 1200   |

**63A Inlet**  
 IEC 60309 (2P+E)

\* all are aluminum extrusion

### Basic PDU Product Code

Austin Hughes has designed a simple but informative InfraPower product code builder in order to let our clients determine the desired PDU configuration to meet their needs.

**Code Structure** 

| Digit | Indication  | Examples   |
|-------|---|--|
|       | - form factor                                     | V = Vertical   |
|       | - C13 nos   | C13 PDU models : 32 / 28 / 24 / 16<br>C13 / C19 PDU models : 24 / 20 / 16 / 12 |
|       | - C19 nos   | C19 PDU models : 24 / 20 / 16<br>C13 / C19 PDU models : 8 / 4                  |
|       | - UK nos  | UK PDU models : 20 / 16  |
|       | - SCH nos   | SCH PDU models : 24 / 20 / 16  |
|       | - Amp   | 63A  |
|       | - Circuit Protection                              | CR = Hydraulic Magnetic Circuit Breaker ( MCB )                                |
|       | - Inlet   | 63A : EN = EN60309   |
|       | - Cordset   | 2 = 2M / 6.56' * Custom length on request                                      |
|       | - bottom feed or top feed (only for vertical PDU) | T = Top feed B = Bottom feed   |
|       | - colored PDU casing (only for vertical PDU)      | 1 = Black 2 = White 3 = Red 4 = Blue   |

#### Product Code Example

##### V24C13/8C19-63A/CR\_EN/2B-1

1-Phase Basic Vertical PDU with IEC C13 x 24 & C19 x 8 / 63A / Circuit Breaker / 2M cordset + Inlet IEC60309 2P+E / Bottom Feed / Black Casing

##### V32C13-63A/CR\_EN/2B-2

1-Phase Basic Vertical PDU with IEC C13 x 32 / 63A / Circuit Breaker / 2M cordset + Inlet IEC60309 2P+E / Bottom Feed / White Casing

##### V20UK45-63A/CR\_EN/2B-3

1-Phase Basic Vertical PDU with UK (45°) x 20 / 63A / Circuit Breaker / 2M cordset + Inlet IEC60309 2P+E / Bottom Feed / Black Casing

For more information, please visit [www.austin-hughes.com](http://www.austin-hughes.com)

## Order Tips

### >> Outlet

C13 or C19 or C13 + C19  
 UK  
 Schuko

### >> Outlet number

Please refer to the tables for standard outlet configuration. Custom configuration on request

### >> Casing - Vertical

Rack U height is critical.  
 Please refer to the tables for your PDU dimension.

### >> Circuit protection

Hydraulic magnetic circuit breaker ( MCB )  
 Safety regulatory : UL / cJUL / TUV / CE  
 63A - 1-pole 16A MCB x 4

### >> Current loading

63 Amp

### >> Inlet / Cordset

IEC 60309 6hr Red ( 3P+N+E )  
 Standard 2M Cordset, custom length on request

### >> Power feed

Standard bottom feed  
 Optional top feed

### >> Colors

Standard black color  
 Color option : blue / red / other colors on request

## Value-Add Options :

### > Surge protector

Ground the unwanted voltages above a safe threshold.  
 Reach us for configuration details :  
[inquiry@austin-hughes.com](mailto:inquiry@austin-hughes.com)

### > EMI filter

Suppresses conducted interference on a signal or power line. Reach us for configuration details :  
[inquiry@austin-hughes.com](mailto:inquiry@austin-hughes.com)

### > IEC Secure Sleeves

- Secure the power cord connections to the PDU IEC outlets
- Simple and cost efficient

Sleeve attached to C14 power cord inlet :  
**IPP-SS-C13** ( pack of 200 )

Sleeve attached to C20 power cord inlet :  
**IPP-SS-C19** ( pack of 100 )

### > Colored Power Cords

C13-C14 : Red / Blue / Light Grey / Orange  
 2M or 3M

C19-C20 : Red / Blue  
 2M

### > Warranty upgrade from 2 years to 5 years

