

1-Phase MD Series Dual Feed PDU 230V / 208V

- >> Two Metered PDU by One Chassis
- >> Facilitate Rack Cabling
- >> Simplify Dual PDU Setup
- >> Save Your Rack Space
- >> Increase Management Efficiency




Why Dual Feed PDU ?

>>> 1 Chassis 2 PDUs

Traditionally, data center racks are equipped with two PDUs positioned in the rear left and right side respectively.


InfraPower MD series Dual Feed PDU is designed to house two PDUs in a single chassis which only requires one side installation. Hence, this facilitates PDU setup and saves spacing. Users also benefit from the Red + Blue colored layout to distinguish the primary & secondary PDUs.



>>> Local Current Measurement

Dual ammeters are available for local current monitoring of primary & secondary PDUs.


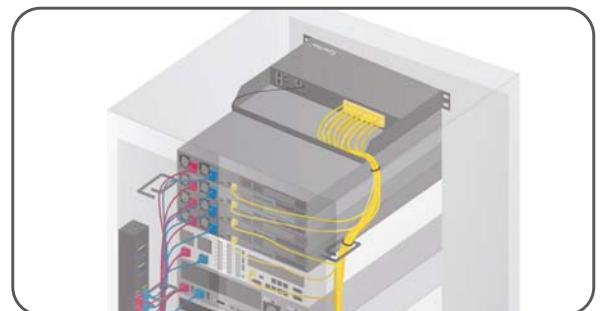
The MD ammeters provide local Amp measurement and help avoiding Amp overloaded. They allow an easy Amp reading, especially for limited visibility inside the rack.



>>> Facilitate Cable Management

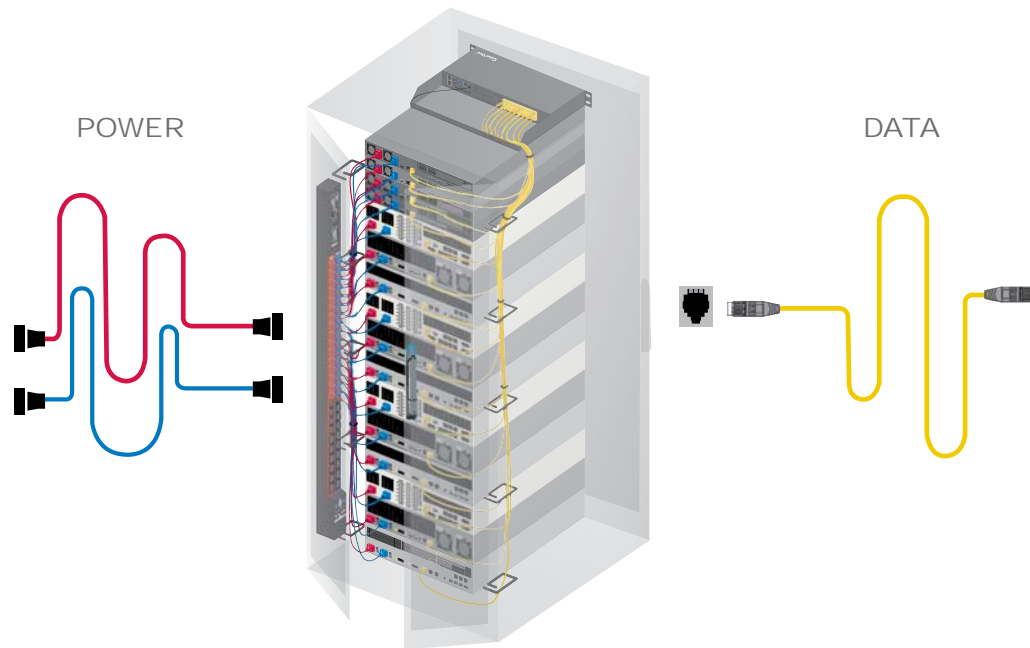
It becomes one of the cable management standard to separate power and data cables inside a rack. On the one hand, it minimizes the erratic data transfer as well as EMI. On the other hand, it distinguishes the power & data cabling.

By InfraPower Dual Feed PDU, power & data cable separation is easily achieved. In addition, space-saving design and Red + Blue distinguishable layout contribute to a well-organized rack cabling.



One Side Orientation for Power Cabling

Power and data cables should be kept apart in order to avoid interference. It is a typical practice to isolate power cabling to one side of the rack, whether it is for primary or secondary power connection. InfraPower Dual Feed PDU series offers an efficient, convenient & space saving solution - Primary & Secondary PDUs are integrated to one unit with dual power feed.



C13	C19	U	230V	208V	H x D x W (mm)	
32	x 2	0	16A / 32A	20A / 30A	1650 x 70 x 82	
28	x 2	0	16A / 32A	20A / 30A	1650 x 70 x 82	
24	x 2	0	16A / 32A	20A / 30A	1500 x 70 x 82	
20	x 2	0	16A / 32A	20A / 30A	1500 x 70 x 82	
16	x 2	0	16A / 32A	20A / 30A	1500 x 70 x 82	
24	6	x 2	0	16A / 32A	20A / 30A	1650 x 70 x 82
24	4	x 2	0	16A / 32A	20A / 30A	1650 x 70 x 82
20	6	x 2	0	16A / 32A	20A / 30A	1500 x 70 x 82
20	4	x 2	0	16A / 32A	20A / 30A	1500 x 70 x 82
16	6	x 2	0	16A / 32A	20A / 30A	1500 x 70 x 82
16	4	x 2	0	16A / 32A	20A / 30A	1500 x 70 x 82
12	x 2	2	16A / 32A	20A / 30A	88 x 270 x 438	
10	x 2	2	16A / 32A	20A / 30A	88 x 270 x 438	
	8	x 2	2	16A / 32A	20A / 30A	88 x 270 x 438
8	x 2	2	16A / 32A	20A / 30A	88 x 270 x 438	

0U Vertical
2U Horizontal

** Custom configuration or UK / Schuko outlets on request

** 1 inch = 25.4 mm

IEC Secure Sleeves



- Sleeve attached to C14 power cord inlet : IPP-SS-C13 (pack of 200)
- Sleeve attached to C20 power cord inlet : IPP-SS-C19 (pack of 100)

Colored Power Cords



C19 - C20 6ft (1.5 mm²)

- EC-6PC1920-B Blue
- EC-6PC1920-R Red

C13 - C14 6ft (1.0 mm²)

- EC-6PC1314-B Blue
- EC-6PC1314-R Red
- EC-6PC1314-O Orange
- EC-6PC1314-G Light Grey

C13 - C14 10ft (1.0 mm²)

- EC-10PC1314-B Blue
- EC-10PC1314-R Red
- EC-10PC1314-O Orange
- EC-10PC1314-G Light Grey

Austin Hughes has an extensive distribution network, including EMEA, the Americas & APAC.

Contact your nearest sales office for details of local presentation.

Sales Inquiry

inquiry@austin-hughes.com

Technical Support

support@austin-hughes.com

Distributed by:

Distributor by country on application