

1-Phase W Series Dual Feed PDU 230V / 208V

- >> Two PDUs by One Meter & Chassis
- >> 2.8" Color LCD Meter w/ Touchscreen
- >> Facilitate Rack Cabling
- >> Simplify Dual PDU Setup
- >> Save Your Rack Space
- >> Reduce IP Address Cost
- >> Increase Management Efficiency




Why Dual Feed PDU ?

>>> 1 Chassis 2 PDUs

Traditionally, data center racks are equipped with two PDUs positioned in the rear left and right side respectively.

InfraPower W series Dual Feed PDU is designed to house two PDUs in a single chassis which only requires one side installation. Hence, this facilitates PDU setup and saves spacing. Users also benefit from the Red + Blue colored layout to distinguish the primary & secondary PDUs.



>>> 1 Meter 2 PDUs

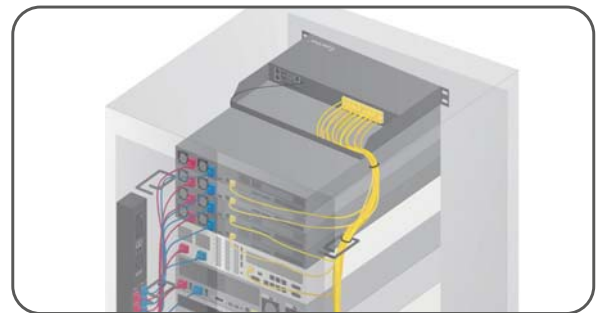
Creatively, Austin Hughes develops **1 Meter 2 PDUs** solution - InfraPower W series Dual Feed PDU. The sophisticated LCD touchscreen meter is integrated in a single chassis but for both primary and secondary PDUs. The meter not only allows local monitoring for 2 PDUs, but also supports up to 16 cascade levels. By the patent IP dongle, only one IP is required to access up to 32 PDUs in a single cascade group.



>>> Facilitate Cable Management

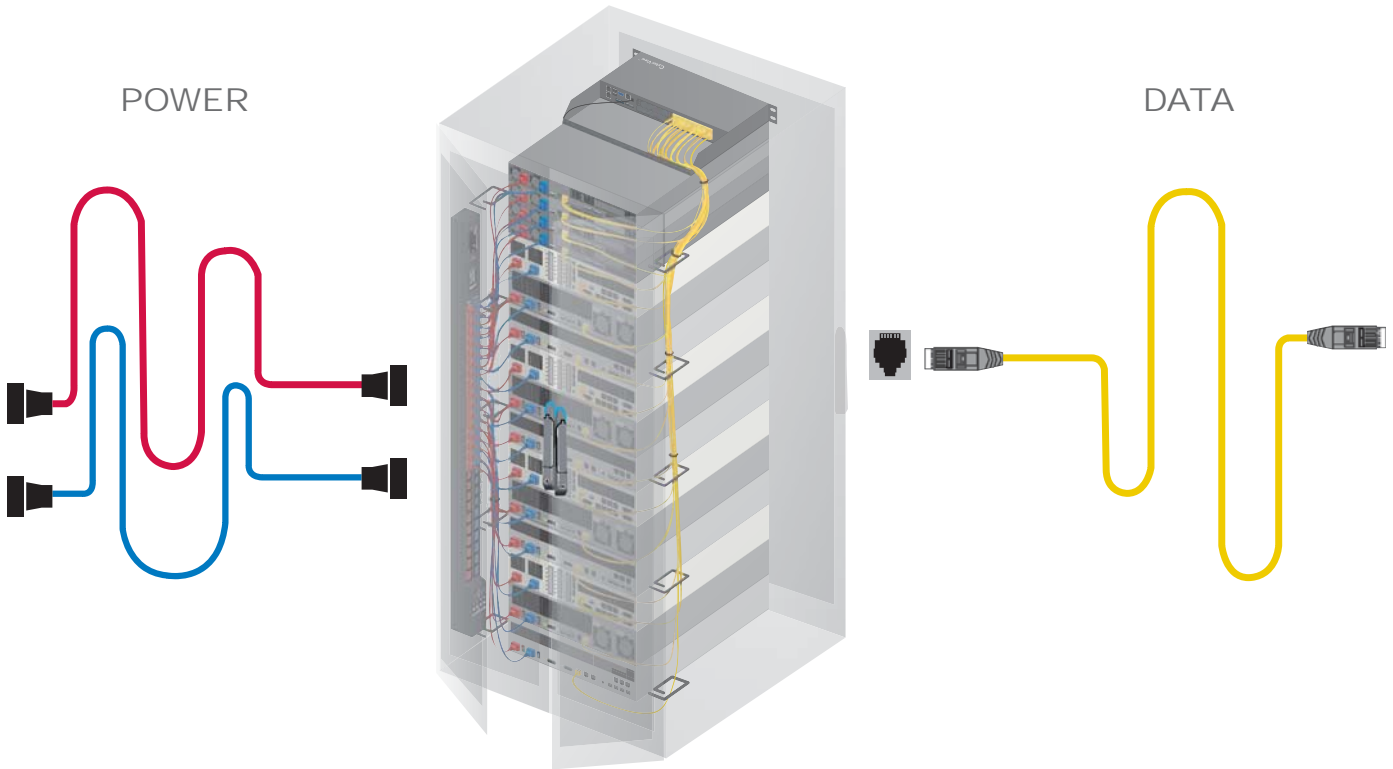
It becomes one of the cable management standard to separate power and data cables inside a rack. On the one hand, it minimizes the erratic data transfer as well as EMI. On the other hand, it distinguishes the power & data cabling.

By InfraPower Dual Feed PDU, power & data cable separation is easily achieved. In addition, space-saving design and Red + Blue distinguishable layout contribute to a well-organized rack cabling.



One Side Orientation for Power Cabling

Power and data cables should be kept apart in order to avoid interference. It is a typical practice to isolate power cabling to one side of the rack, whether it is for primary or secondary power connection. InfraPower Dual Feed PDU series offers an efficient, convenient & space saving solution - Primary & Secondary PDUs are integrated to one unit with dual power feed.



W Meter - Advanced & Sophisticated

W series PDUs are supplied with a W meter that allows local metering, the ports for PDU daisy chain as well as external sensor / peripheral connection.

- PDUs can be cascaded in a single daisy chain.
- Simply connect 1 x IP Dongle to access up to 16 PDUs to save IP address.
- Built-in buzzer will sound when circuit or bank Amp over alarm setting.
- Field replaceable design allows meter replacement without PDU power interruption.



- **Cascade port**
 - Up to 16 PDU Levels
- **Sensor port x 2**
 - Temp. Sensor
 - Temp. + Humid. Sensor
 - External PDU display
- **2.8" color LCD**
 - Featured w/ Touchscreen

IEC Secure Sleeves



- Sleeve attached to C14 power cord inlet : IPP-SS-C13 (pack of 200)
- Sleeve attached to C20 power cord inlet : IPP-SS-C19 (pack of 100)

Colored Power Cords



- C19 - C20 6ft (1.5 mm²)**
 - EC-6PC1920-B Blue
 - EC-6PC1920-R Red

- C13 - C14 6ft (1.0 mm²)**
 - EC-6PC1314-B Blue
 - EC-6PC1314-R Red
 - EC-6PC1314-O Orange
 - EC-6PC1314-G Light Grey

- C13 - C14 10ft (1.0 mm²)**
 - EC-10PC1314-B Blue
 - EC-10PC1314-R Red
 - EC-10PC1314-O Orange
 - EC-10PC1314-G Light Grey



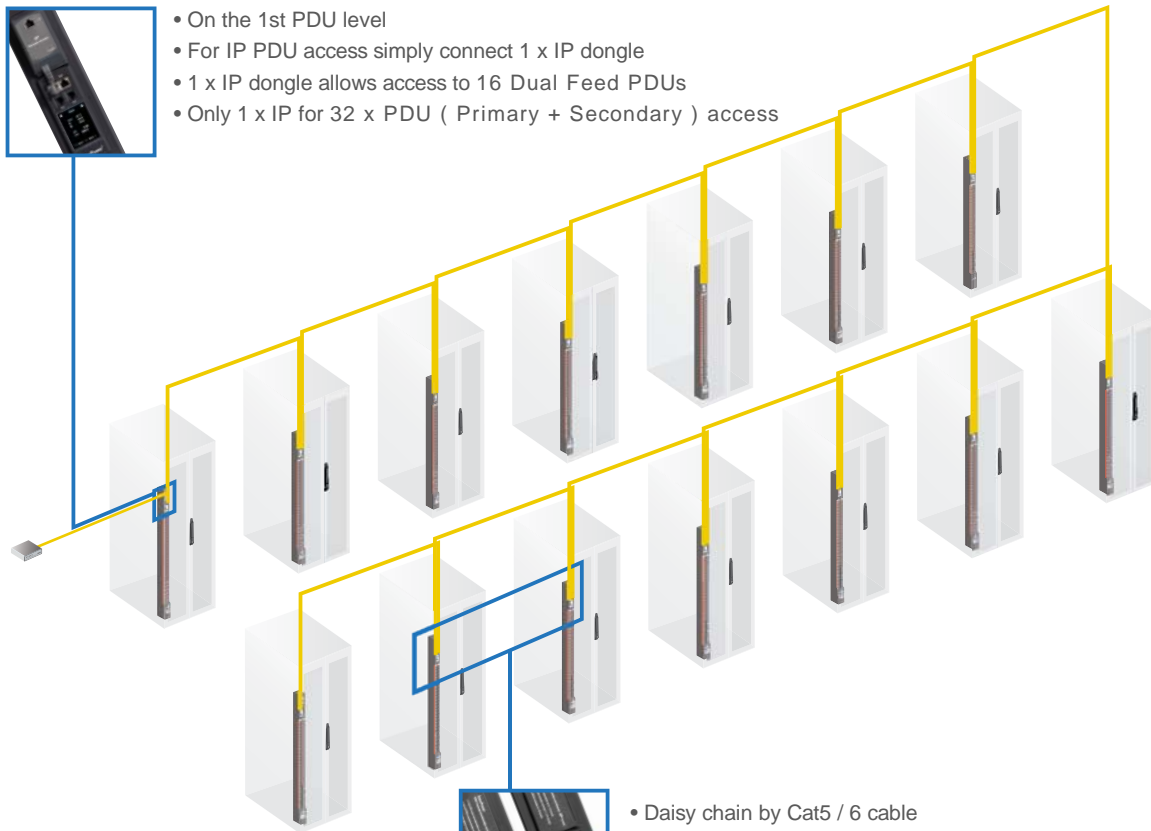
Ultra Density PDU Management

W Series Dual Feed PDU combines highly efficient hardware connection with software remote management for Ultra High Density PDU Remote Management.

IP Dongle - Save the IP Address Cost



- On the 1st PDU level
- For IP PDU access simply connect 1 x IP dongle
- 1 x IP dongle allows access to 16 Dual Feed PDUs
- Only 1 x IP for 32 x PDU (Primary + Secondary) access



- Daisy chain by Cat5 / 6 cable
- Max. 20 meters between 2 PDUs
- PDU cascade up to 16 levels
- Up to 32 PDUs (Primary + Secondary) in one daisy chain

InfraPower PDU Management Software

- Free & powerful PDU software - IPM-04
- Max. 50 IP groups
- Max. 800 PDUs
- Max. 5 concurrent users

3rd Party DCIM (via SNMP)

- DCIM is achievable via IP dongle and daisy chain



IP Dongle

IPD-02-S



Patented Design

- Hot pluggable for easy integration
- Allows IP remote access to the PDUs by a single network IP
- One IP dongle supports max. 16 PDUs in daisy chain
- SNMP capability v2 / v3

Temp. & Humid. Sensor

IG-TH-01-2M

Temp. & Humid.



IG-T-01-2M

Temp. only



- Plug & Play
- External with 2M or 4M cord
- Low profile design with magnetic base for easy affixing to the rack
- Pair of sensors can be connected to one single W series PDU meter


External PDU Display

IP-ED-02



- Plug & Play
- Support two PDU displays with amp. and temp.
- Adjustable Mounting Kit for easy installation to rack door
- Bundled 3m RJ-11 cable x 2

W Series Dual Feed PDU Features	Monitored		Switched	
	W	Wi	WS	WSi
Outlet Amp - kWh Measurement		✓		✓
Outlet Switch ON / OFF			✓	✓
Hot-Swap Meter	✓	✓	✓	✓
2.8" Color LCD (featured w/ Touchscreen)	✓	✓	✓	✓
Circuit Amp - kWh Measurement	✓	✓	✓	✓
Temp-Humid Sensor port x 2	✓	✓	✓	✓
16 Dual Feed PDU Levels in Single Daisy Chain	✓	✓	✓	✓
One IP Access up to 16 PDU Levels	✓	✓	✓	✓
SNMP Capability v2 / v3	✓	✓	✓	✓
Lockable IEC Outlet Model	✓	✓	✓	✓
Individually Fused Outlet Model	✓	✓	✓	✓
Tool-less Mounting for Vertical PDU	✓	✓	✓	✓
0U Vertical / 2U Horizontal	✓	✓	✓	✓
Hydraulic Magnetic Circuit Breaker or Fuse	✓	✓	✓	✓
Operating Temperature Range -5°C to 60°C	✓	✓	✓	✓
IEC C13 / C19 / C13 + C19	✓	✓	✓	✓







C13	C19		U	230V	208V	H x D x W (mm)
32		x 2	0	16A / 32A	20A / 30A	1800 x 70 x 82
28		x 2	0	16A / 32A	20A / 30A	1800 x 70 x 82
24		x 2	0	16A / 32A	20A / 30A	1500 x 70 x 82
20		x 2	0	16A / 32A	20A / 30A	1500 x 70 x 82
16		x 2	0	16A / 32A	20A / 30A	1500 x 70 x 82
24	6	x 2	0	16A / 32A	20A / 30A	1800 x 70 x 82
24	4	x 2	0	16A / 32A	20A / 30A	1800 x 70 x 82
20	6	x 2	0	16A / 32A	20A / 30A	1650 x 70 x 82
20	4	x 2	0	16A / 32A	20A / 30A	1650 x 70 x 82
16	6	x 2	0	16A / 32A	20A / 30A	1500 x 70 x 82
16	4	x 2	0	16A / 32A	20A / 30A	1500 x 70 x 82
12	6	x 2	0	16A / 32A	20A / 30A	1500 x 70 x 82
12	4	x 2	0	16A / 32A	20A / 30A	1500 x 70 x 82

W PDU  (Monitored)

C13	C19		U	230V	208V	H x D x W (mm)
24		x 2	0	16A / 32A	20A / 30A	1800 x 90 x 89
20		x 2	0	16A / 32A	20A / 30A	1800 x 90 x 89
16		x 2	0	16A / 32A	20A / 30A	1800 x 90 x 89
20	4	x 2	0	16A / 32A	20A / 30A	1800 x 90 x 89
16	6	x 2	0	16A / 32A	20A / 30A	1800 x 90 x 89
16	4	x 2	0	16A / 32A	20A / 30A	1800 x 90 x 89
12	6	x 2	0	16A / 32A	20A / 30A	1800 x 90 x 89
12	4	x 2	0	16A / 32A	20A / 30A	1800 x 90 x 89

WS PDU  (Switched)
 WSi PDU  (Switched + Outlet Measurement)
 Wi PDU  (Monitored + Outlet Measurement)

C13	C19		U	230V	208V	H x D x W (mm)
10		x 2	2	16A / 32A	20A / 30A	88 x 380 x 438
8		x 2	2	16A / 32A	20A / 30A	88 x 380 x 438
6		x 2	2	16A / 32A	20A / 30A	88 x 380 x 438
8	2	x 2	2	16A / 32A	20A / 30A	88 x 380 x 438
6	2	x 2	2	16A / 32A	20A / 30A	88 x 380 x 438

WS PDU  (Switched)
 WSi PDU  (Switched + Outlet Measurement)
 W PDU  (Monitored)
 Wi PDU  (Monitored + Outlet Measurement)

** Custom configuration or UK / Schuko / Lockable IEC / Individually Fused IEC / 110V US Nema outlets available on request
 ** 1 inch = 25.4 mm

Austin Hughes has an extensive distribution network, including EMEA, the Americas & APAC.
 Contact your nearest sales office for details of local presentation.

Sales Inquiry
 inquiry@austin-hughes.com

Technical Support
 support@austin-hughes.com

Distributed by:

Distributor by country on application