

IP55 Rack The Industrial IP Rated Enclosures

Austin Hughes IP55 rack is designed to provide an IP rated protection to rack equipment. It can be deployed within areas of high dust and moisture. Standard package includes compression gaskets, water proof swing handle & cable entries with protective covers while airflow package offers rear door with IP fan units. Intake and exhaust fans maintain rack temperature in a safe level and IP filters give protection to valuable equipment.

RoHS2 COMPLIANCE **REACH** **Green iProduction**

The IP rack is recognized as RoHS2 and REACH compliance by SGS accredited testing laboratory.

ISO-Certified
9001 14001

The design and manufacturing process of the series achieves the BSi ISO9001 quality control plus ISO14001 environment standard.

1500 kg **3300 lb**

Designed for heavy-duty application, the IP rack holds 1500 kg / 3300 lb load rating.



Key Benefits

>>> Industrial Level Enclosure

Industrial rack to conform to IP55 dust and moisture specifications subject.

>>> Well-designed and Durable

Sealed and enhanced rack structure with a powder coated finish for longevity.

>>> A Multiplicity of Protection

All apertures are internally sealed with compression gaskets for protection.

>>> Optimized Locking System

Applied with 4-point locking water-proof swing handle.

>>> Flawless Cable Access Protection

Cable entry is designed with protective cover against dust and moisture.

>>> Variety of Water Proof Doors

IP rated glass door, solid steel door and fan door available to meet a variety of requirements.

>>> Package for Higher Airflow Performance

Airflow package with fan units efficiently removes heated air and prevents hot spots inside the rack.

>>> Anti-Seismic to Reduce Damage

Seismic kit available to reduce the risk of rack equipment damage caused by vibration or earthquake.

IP55 Rated Protection

Waterproof 4-pt Lock Handle



- Swing handle w/ 90° closing rotation
- Right hand or Left hand application
- Watertight and dust-tight
- Key lock cover



Water Repellent Roof Design



- Rigid steel construction
- Protect the rack equipment from water-drop and dust

Bottom Plate w/ Plastic Cable Gland



- Cable access hole x 8 (front & rear)
- Cable gland prevents dust and water entry



Internal IP Rated Gasket



- Compression gaskets for IP55 rated protection
- Provide a watertight and dust-tight seal for rack

Seismic Protection

Anti-seismic Kit, set of 4

- Reduce the risk of equipment damage during a vibration or earthquake event
- Enhance opportunity of continued operations after seismic event

Part no. : SK-Z4



Airflow



Front Glass Door w/ Bottom Intake Fan Unit

Part no. : IP-G42.6-BIF

- Intake air from outside into the rack



Front Metal Door w/ Bottom Intake Fan Unit

Part no. : IP-D42.6-BIF

- Intake air from outside into the rack



Rear Metal Door w/ Top Extract Fan Unit

Part no. : IP-D42.6-TEF

- Remove heated air and prevent build-up of heated air inside the rack

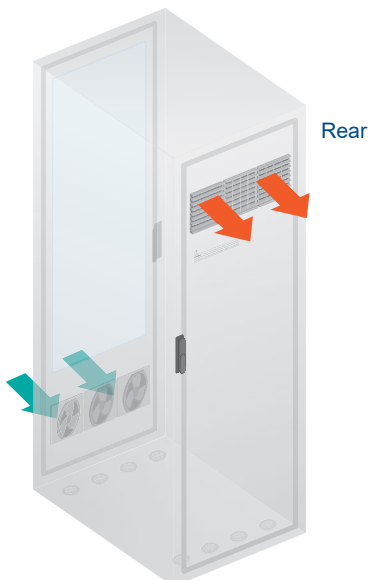


Rear Metal Door w/ Bottom Intake & Top Extract Fan Unit

Part no. : IP-D42.6-BIF/TEF

- Intake cool air at bottom into the rack
- Remove top heated air and prevent build-up of heated air inside the rack

Achieve the best airflow performance by fan door combination



Rear



Rear

IP Rack Fan Kit



- Kit of 3 fans provides approx. 324 CFM peak airflow
- Filter to protect the rack against moisture & dust entry
- Fan ON / OFF by manual switch at door inner side
- Designed for low noise and high airflow performance

Standard Package / Size

| | Model No. | Width | | Depth | | | | Height | | | |
|-----|-----------|-------|------|-----------------------------|------|---------------------------------|------|---------------------------|------|-----------|------|
| | | | | Overall (door to door) | | Effective (frame to frame) | | Overall (w/ casters) | | Effective | |
| | | mm | inch | mm | inch | mm | inch | mm | inch | mm | inch |
| 42U | IP-6042 | 600 | 24" | 1072 | 42" | 1000 | 39" | 2035 | 80" | 1867 | 74" |
| | IP-6042F | 600 | 24" | 1072 | 42" | 1000 | 39" | 2035 | 80" | 1867 | 74" |
| | IP-6842 | 600 | 24" | 872 | 34" | 800 | 31" | 2035 | 80" | 1867 | 74" |
| | IP-6842F | 600 | 24" | 872 | 34" | 800 | 31" | 2035 | 80" | 1867 | 74" |





Standard Color

- White (RAL 9016)
- ** Custom color on request

**Custom size on request



REACH

| Basic Package | Configuration | Airflow Package |
|---|--|--|
|  | Static Loading: 1500 kg / 3300 lb |  |
| ✓ | Enhanced Framework w/ Cable Management Feature | ✓ |
| ✓ | Front Glass Door w/ 4-pt Swing Handle Lock | ✓ |
| ✓ | Rear Metal Door w/ 4-pt Swing Handle Lock | ✗ |
| ✗ | Rear Metal Door w/ fans & 4-pt Swing Handle Lock | ✓ |
| ✓ | Water-repellent roof | ✓ |
| ✓ | 19" Rails w/ Unit Mark, Front & Rear Pairs | ✓ |
| ✓ | Fixed Side Panel, Pair | ✓ |
| ✓ | Heavy Duty Caster & Adjustable Feet, set of 4 | ✓ |
| ✓ | M6 Screw Fixing, Pack of 50 | ✓ |
| ✓ | Color : White | ✓ |

Optional Accessories

Door / Fan Door

| | |
|-------------------------|---|
| IP-G42.6 | 42U x 600mm wide glass door |
| IP-D42.6 | 42U x 600mm wide metal door |
| IP-G42.6-BIF | 42U x 600mm wide glass door, w/ bottom intake fan unit |
| IP-D42.6-BIF | 42U x 600mm wide metal door, w/ bottom intake fan unit |
| IP-D42.6-BIF/TEF | 42U x 600mm wide metal door, w/ bottom intake fan unit & top extract fan unit |
| IP-D42.6-TEF | 42U x 600mm wide metal door, w/ top extract fan unit |

Others

| | |
|--------------|------------------------------------|
| SK-Z4 | Anti-seismic kit, zone 4, set of 4 |
|--------------|------------------------------------|

Shelf, 19" mounting

| | |
|--------------|---|
| S37 | Fixed shelf, 370 mm deep, 50 kg loading |
| S44 | Fixed shelf, 440 mm deep, 50 kg loading |
| S58 | Fixed shelf, 580 mm deep, 50 kg loading |
| S70 | Fixed shelf, 700 mm deep, 50 kg loading |
| HS44 | Heavy duty fixed shelf, 440 mm deep, 100 kg loading |
| HS58 | Heavy duty fixed shelf, 580 mm deep, 100 kg loading |
| HS70 | Heavy duty fixed shelf, 700 mm deep, 100 kg loading |
| HS80 | Heavy duty fixed shelf, 800 mm deep, 100 kg loading |
| TS44 | Sliding shelf, 440 mm deep, 30 kg loading |
| TS58 | Sliding shelf, 580 mm deep, 30 kg loading |
| HTS70 | Heavy duty sliding shelf, 700 mm deep, 100 kg loading |
| MS19 | Cantilever shelf, 190 mm deep, 20 kg loading |
| MS40 | Cantilever shelf, 400 mm deep, 20 kg loading |

Austin Hughes has an extensive distribution network, including the Americas, EMEA, APAC & ASEAN.

Contact your nearest sales office for details of local representation.

www.austin-hughes.com

Sales Inquiry

inquiry@austin-hughes.com

Technical Support

support@austin-hughes.com

Distributed by:

Distributor by country on application