

User Manual

1U Rackmount Basic Fan Unit

FC CE  REACH



F-1.3



F-1.6



F-1.9

Legal Information

First English printing, November 2020

Information in this document has been carefully checked for accuracy; however, no guarantee is given to the correctness of the contents. The information in this document is subject to change without notice. We are not liable for any injury or loss that results from the use of this equipment.

Safety Instructions

Please read all of these instructions carefully before you use the device. Save this manual for future reference.

- Unplug equipment before cleaning. Don't use liquid or spray detergent; use a moist cloth.
- Keep equipment away from excessive humidity and heat. Preferably, keep it in an air-conditioned environment with temperatures not exceeding 40° Celsius (104° Fahrenheit).
- When installing, place the equipment on a sturdy, level surface to prevent it from accidentally falling and causing damage to other equipment or injury to persons nearby.
- When the equipment is in an open position, do not cover, block or in any way obstruct the gap between it and the power supply. Proper air convection is necessary to keep it from overheating.
- Arrange the equipment's power cord in such a way that others won't trip or fall over it.
- If you are using a power cord that didn't ship with the equipment, ensure that it is rated for the voltage and current labeled on the equipment's electrical ratings label. The voltage rating on the cord should be higher than the one listed on the equipment's ratings label.
- Observe all precautions and warnings attached to the equipment.
- If you don't intend on using the equipment for a long time, disconnect it from the power outlet to prevent being damaged by transient over-voltage.
- Keep all liquids away from the equipment to minimize the risk of accidental spillage. Liquid spilled on to the power supply or on other hardware may cause damage, fire or electrical shock.
- Only qualified service personnel should open the chassis. Opening it yourself could damage the equipment and invalidate its warranty.
- If any part of the equipment becomes damaged or stops functioning, have it checked by qualified service personnel.

What the warranty does not cover

- Any product, on which the serial number has been defaced, modified or removed.
- Damage, deterioration or malfunction resulting from:
 - Accident, misuse, neglect, fire, water, lightning, or other acts of nature, unauthorized product modification, or failure to follow instructions supplied with the product.
 - Repair or attempted repair by anyone not authorized by us.
 - Any damage of the product due to shipment.
 - Removal or installation of the product.
 - Causes external to the product, such as electric power fluctuation or failure.
 - Use of supplies or parts not meeting our specifications.
 - Normal wear and tear.
 - Any other causes which does not relate to a product defect.
- Removal, installation, and set-up service charges.

Regulatory Notices Federal Communications Commission (FCC)

This equipment has been tested and found to comply with the limits for a Class B digital device, pursuant to Part 15 of the FCC rules. These limits are designed to provide reasonable protection against harmful interference in a residential installation.

Any changes or modifications made to this equipment may void the user's authority to operate this equipment. This equipment generates, uses, and can radiate radio frequency energy and, if not installed and used in accordance with the instructions, may cause harmful interference to radio communications.

However, there is no guarantee that interference will not occur in a particular installation. If this equipment does cause harmful interference to radio or television reception, which can be determined by turning the equipment off and on, the user is encouraged to try to correct the interference by one or more of the following measures:

- Re-position or relocate the receiving antenna.
- Increase the separation between the equipment and receiver.
- Connect the equipment into an outlet on a circuit different from that to which the receiver is connected.

Unpacking

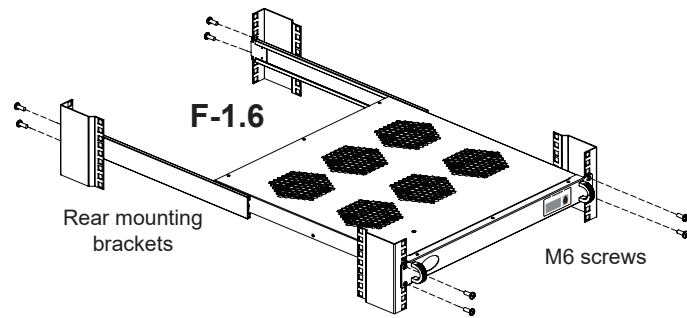
The equipment comes with the standard parts shown on the package contents. Check and make sure they are included and in good condition. If anything is missing, or damage, contact the supplier immediately.

Package Content

- 1U fan tray x 1 pc
- 6 ft power cord x 1 pc
- Rear mounting bracket x 1 pair
- External temperature sensor x 1 pc

- * Bracket for F-1.6 & F-1.9 only
- * M6 screws for fixing are not included

Installation

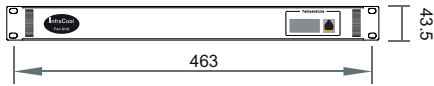
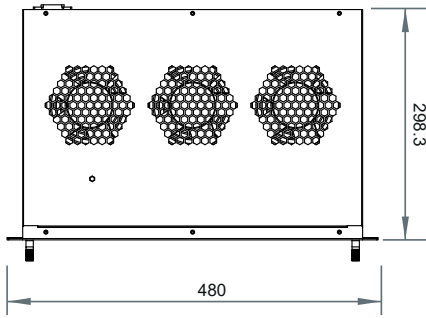


Specifications

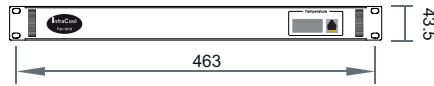
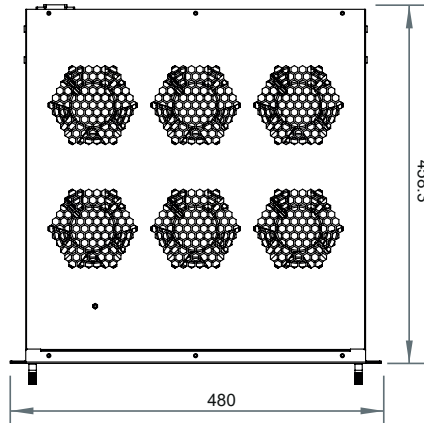
Fan	F-1.3	F-1.6	F-1.9
No. of Fans :	3	6	9
Individual Fan CFM :	108 CFM		
Unit CFM (approx.) :	324 CFM	648 CFM	972 CFM
MTBF :	50,000 hrs	50,000 hrs	50,000 hrs
Individual Fan Noise Level :	41 dB	41 dB	41 dB
Environmental			
Operating :	0 to 50°C Degree		
Storage :	-5 to 60°C Degree		
Relative humidity :	5~90%, non-condensing		
Shock :	50G peak acceleration (11ms, half-sine wave)		
Vibration :	58~100Hz / 0.98G (11ms / cycle)		
Weight			
Net / Gross :	4 kgs (8.8 lbs) 5 kgs (11 lbs)	6.8 kgs (15 lbs) 8 kgs (17.6 lbs)	9 kgs (19.8 lbs) 11 kgs (24.2 lbs)
Casing Color :	Black		
Mounting :	1U rackmount		
Power			
Input :	Auto-sensing, 100V or 240V AC at 50 or 60Hz via IEC cord		
Consumption :	20W	40W	60W
Dimensions			
Product :	480 x 298.3 x 43.5 mm 18.9 x 11.7 x 1.71 inch	480 x 458.3 x 43.5 mm 18.9 x 18 x 1.71 inch	480 x 623.3 x 43.5 mm 18.9 x 24.5 x 1.71 inch
Packing :	380 x 535 x 120 mm 15 x 21.1 x 4.7 inch	550 x 550 x 120 mm 21.7 x 21.7 x 4.7 inch	550 x 730 x 120 mm 21.7 x 28.7 x 4.7 inch
Regulatory :	FCC, CE		
Environmental :	RoHS3 & REACH compliant by SGS		

Dimensions

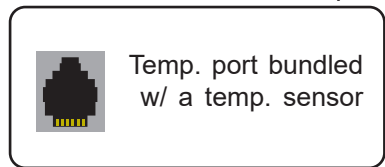
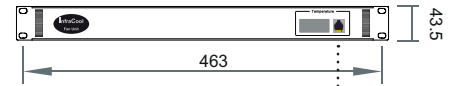
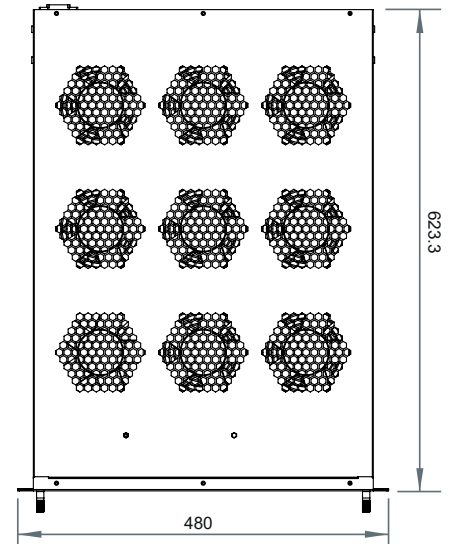
F-1.3



F-1.6




F-1.9



External Temperature Sensor


- Plug & Play
- 2M wire

Note : The temp. sensor supports Celsius (°C) and Fahrenheit (°F). It will be preset before delivery according to the user's region.



← If the user wants to change the setting, please power off the unit and then open the front panel. After that, switch the button on the temp. sensor PCB to your preferred setting.

Fan Kit Specification



Air Delivery :	108 CFM
Rated Speed :	3000 rpm, +/-10%
Rated Voltage :	12V DC
Rated Current :	350 mA
Noise Level :	41 dB
Dimension :	120 x 120 x 25 mm
Bearing System :	Dual ball bearing

The company reserves the right to modify product specifications without prior notice and assumes no responsibility for any error which may appear in this publication.

All brand names, logo and registered trademarks are properties of their respective owners.

Copyright 2020 Austin Hughes Electronics Ltd. All rights reserved.