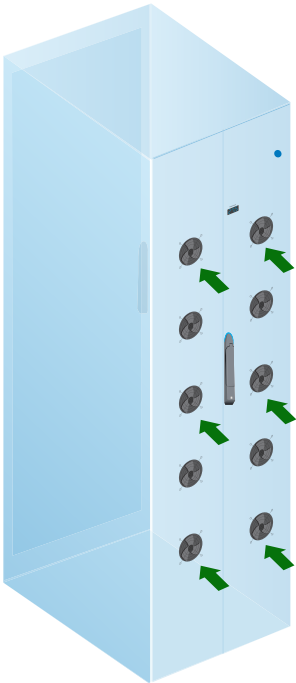


Intake Fan Door

- Intake air from cold aisle into the rack
- Provides a total of 1,080 CFM peak intake airflow
- Front temp. LED w/ included temp. sensor (1 ea.)
- Fan ON / OFF by door switch for safety
- w/ handle lock
- Black or White color




Part no. :
INTS-52.6-VH

External Temperature Sensor

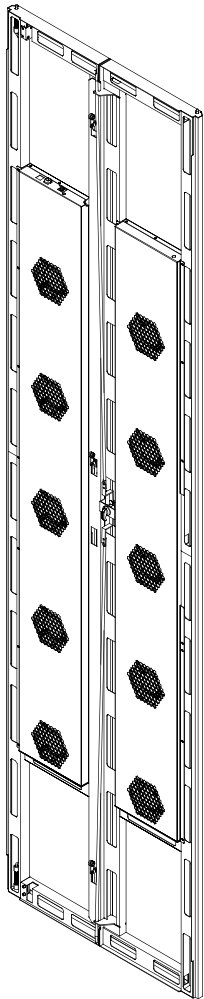


- Plug & Play
- 2M wire

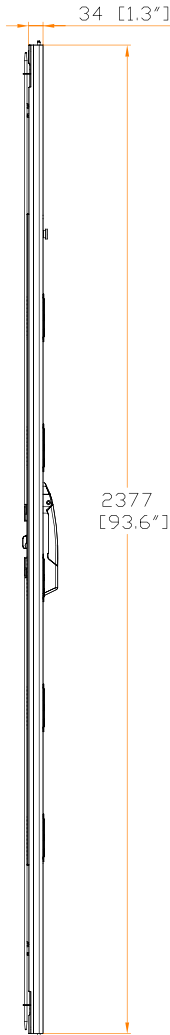
Front view:



Rear view:



Side view:



Unit : mm [in.]

The company reserves the right to modify product specifications without prior notice and assumes no responsibility for any error which may appear in this publication.

Copyright 2021 Austin Hughes Electronics Ltd. All rights reserved.

Description : - Intake air from cold aisle into the rack
- Provides a total of 1,080 CFM peak intake airflow
- Front temp. LED w/ included temp. sensor (1 ea.)
- Fan ON / OFF by door switch for safety
- w/ handle lock

Fan size : 120 (w) x 120 (H) X 25 (D) mm

Material : Steel

Coating : Powder

Color : Black (RAL-9005) or White (RAL-9016)

Dimension : 594 (W) x 2377 (H) x 34 (D) mm / 23.4 (W) x 93.6 (H) x 1.3 (D) in.

Gross weight : - kg / - lb

Environmental : RoHS3 & REACH compliant by SGS



REACH