

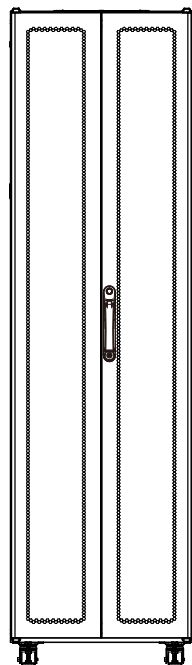
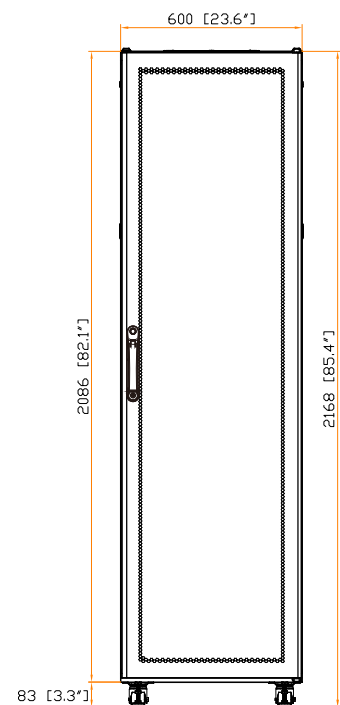
Front view

Rear view

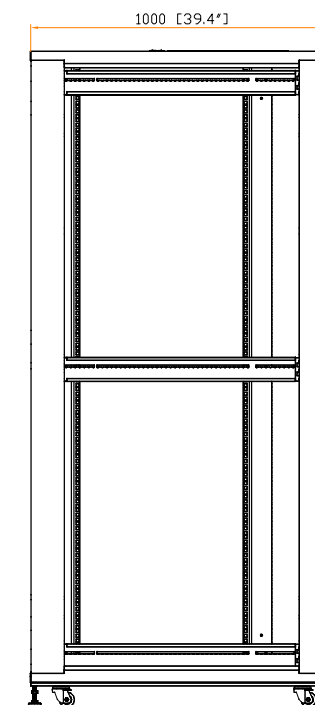
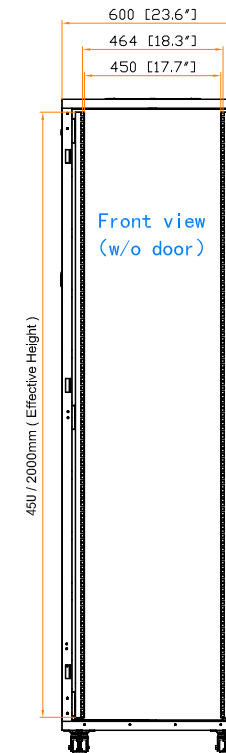
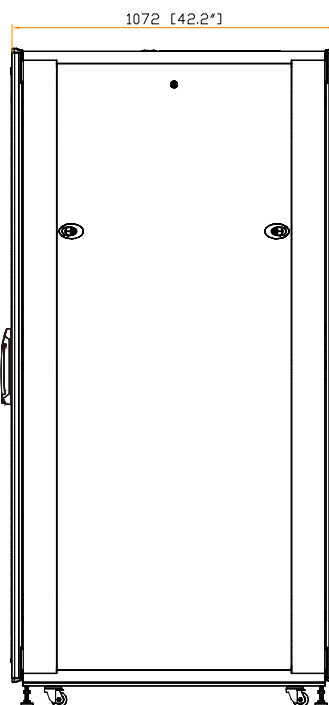
Side view

Front view (w/o door)

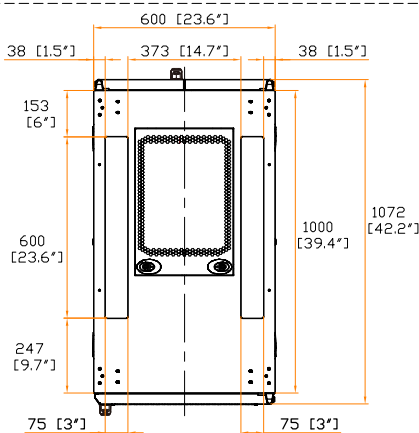
Side view(w/o side panel)



Front door

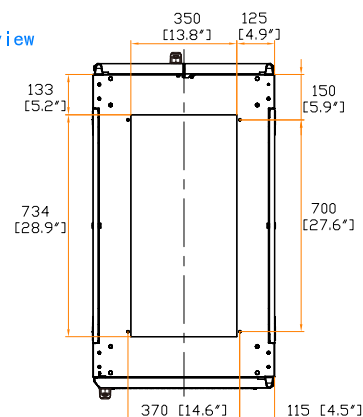


Top view



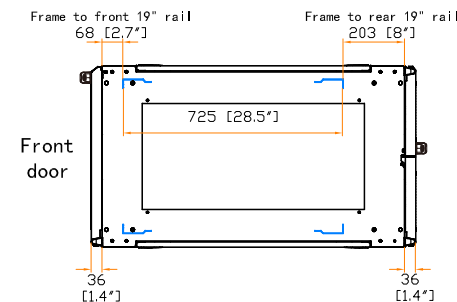
Front door

Bottom view



Front door

19" rail position



The company reserves the right to modify product specifications without prior notice and assumes no responsibility for any error which may appear in this publication.

Copyright 2021 Austin Hughes Electronics Ltd. All rights reserved.

Dimension (Overall) : 600 (W) x 1072 (D) x 2168 (H) mm / 23.6 (W) x 42.2 (D) x 85.4 (H) in.

Dimension (Effective) : 600 (W) x 1000 (D) x 2000 (H) mm / 23.6 (W) x 39.4 (D) x 78.7 (H) in.

Net Weight : - kg / - lb

Color : Black (RAL-9005) or White (RAL-9016)

Static Loading : 1000 kg / 2200 lb

Environmental : RoHS3 & REACH compliant by SGS

Unit : mm [in.]

