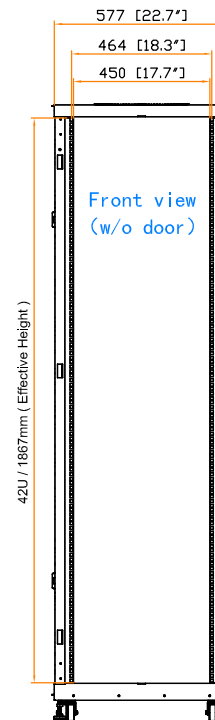


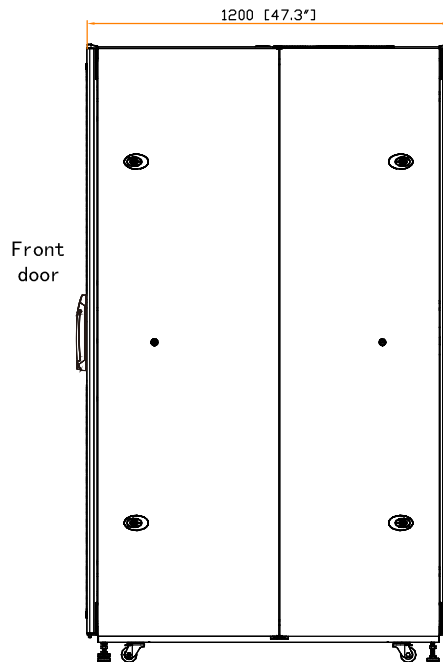
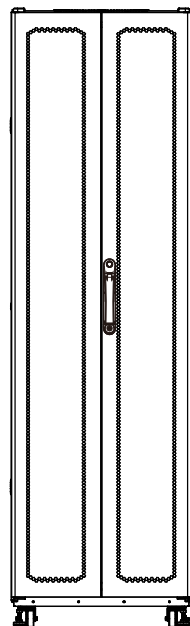
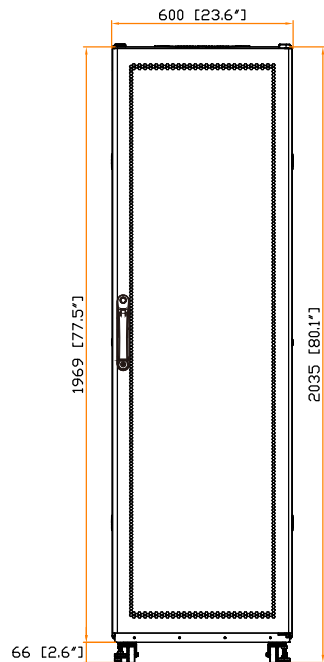
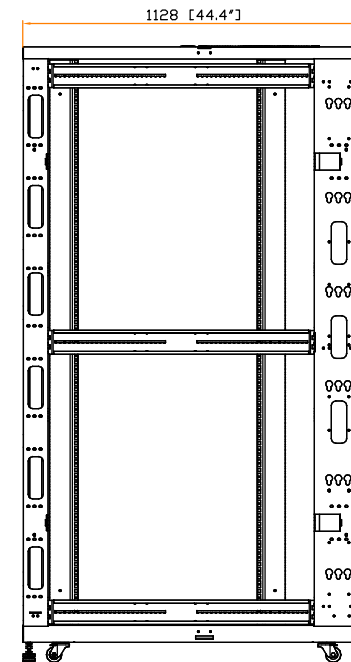
Front view

Rear view

Side view

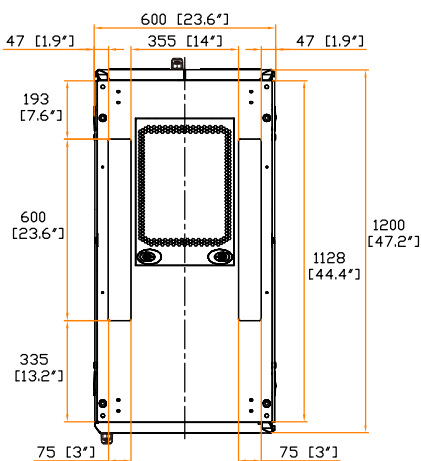


Side view(w/o side panel)



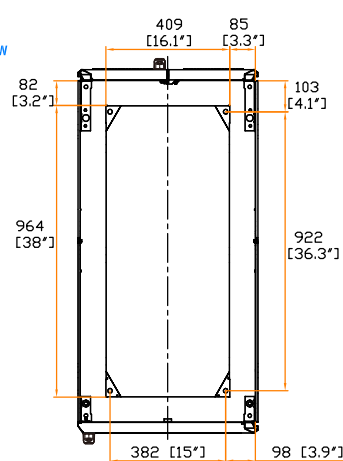
Front door

Top view



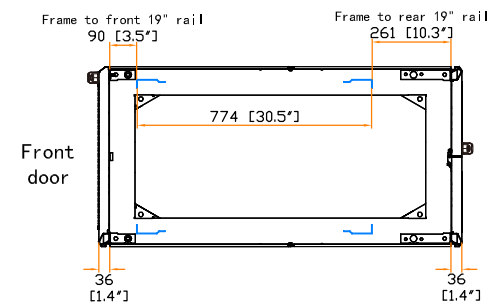
Front door

Bottom view



Front door

19" rail position



Front door



The company reserves the right to modify product specifications without prior notice and assumes no responsibility for any error which may appear in this publication.

Copyright 2021 Austin Hughes Electronics Ltd. All rights reserved.

Dimension (Overall) : 600 (W) x 1200 (D) x 2035 (H) mm / 23.6 (W) x 47.2 (D) x 80.1 (H) in.

Dimension (Effective) : 577 (W) x 1128 (D) x 1867 (H) mm / 22.7 (W) x 44.4 (D) x 73.5 (H) in.

Net Weight : - kg / - lb

Color : Black (RAL-9005) or White (RAL-9016)

Static Loading : 1500 kg / 3300 lb

Environmental : RoHS3 & REACH compliant by SGS

Unit : mm [in.]